

The Health of Public Housing Residents

Saqi Maleque Cho, DRPH, MSPH

Manager of Policy, Research, and Health Promotion



National Center for Health in Public Housing

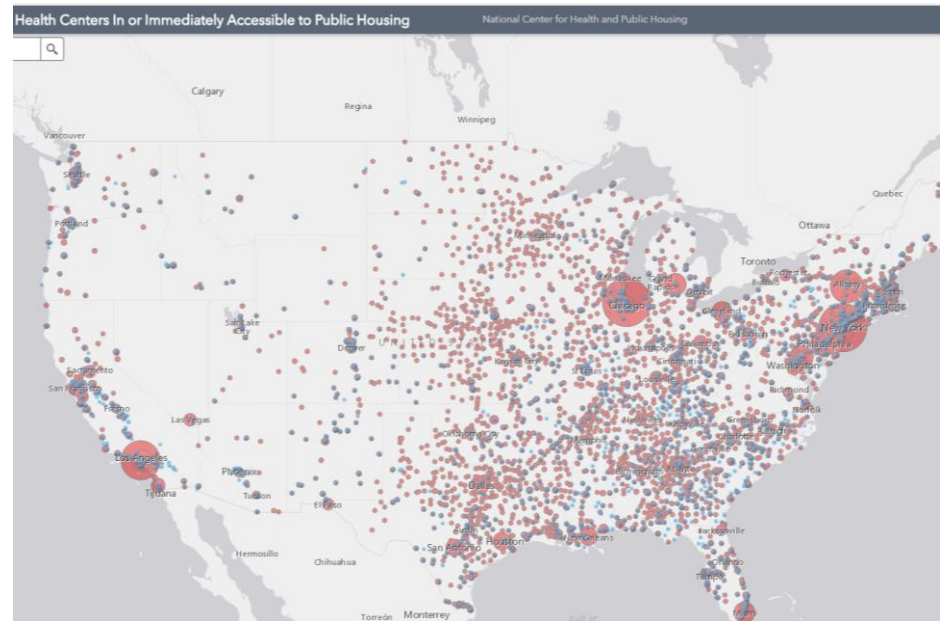


The mission of National Center for Health in Public Housing (NCHPH) is to strengthen the capacity of federally-funded Public Housing Primary Care (PHPC) health centers and other health center grantees caring for public housing residents by providing training, technical assistance and research. The PHPC program is built on a foundation of collaboration between Health Centers and Public Housing Agencies and residents.

NCHPH is a National Cooperative agreement funded in part by the U.S. Department of Health and Human Services, Health Resources and Services Administration (HRSA), Bureau of Primary Health Care (BPHC).
Information and opinions expressed in this presentation are those of NCHPH.

Health Centers near Public Housing

- 1,400 Federally Qualified Health Centers (FQHC)=26 million
- 341 FQHCs In or Accessible to Public Housing= 2.7 million patients
- 105 Public Housing Primary Care (PHPC) = 609,000 patients



www.nchph.org

Public Housing Primary Care (PHPC)

- PHPCs have been serving public housing residents for over 25 years
- Health Care for Residents of Public Housing
- Public housing means agency-developed, owned, or assisted low income housing, including mixed finance projects, but excludes housing units with no public housing agency support other than section 8 housing vouchers.
- Existing relationships with Public Housing Authority (PHA)

Public Housing Primary Care Demographics

Patients in 105 PHPCs: 609,751

77.8% patients at or below 100% of Federal Poverty Level

Age:

- 29.3% are children (<18)
- 63.5% are adults (18-64)
- 7.2% are older adults (>65)

Race/ethnicity:

- 40% Hispanic
- 33% African American
- 41% White
- 5% Asian/Pacific Islander
- <1% American Indian/Alaskan Native

Insurance:

- 21.9% are uninsured
- 57.4% receive Medicaid/ 8% receive Medicare
- 3.6% Dual Eligible (Medicaid and Medicare)
- 11.9% Private Insurance

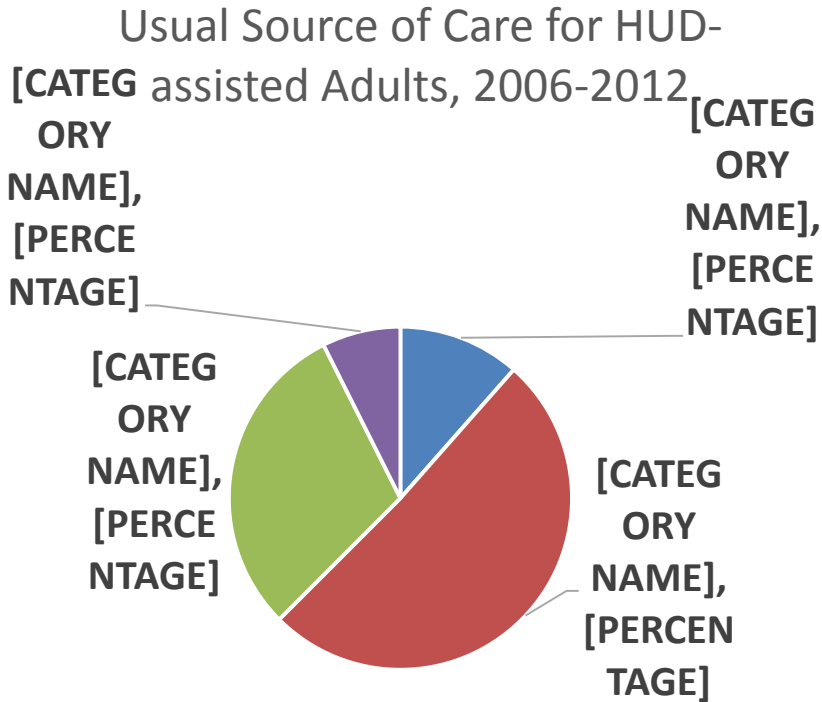
A Health Picture of HUD Assisted Adults 2006-2012



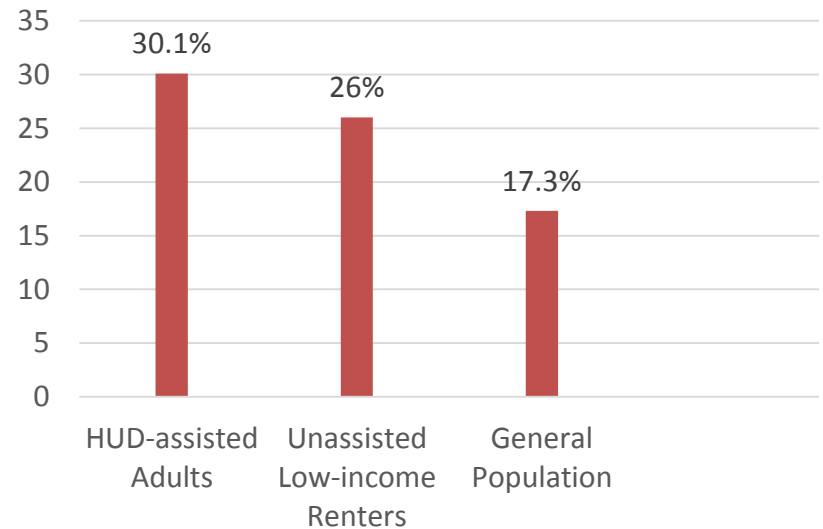
Adults in HUD assisted housing have higher rates of chronic health conditions and are greater utilizers of health care than the general population.

- 35.8% are in fair or poor health vs. 13.8% of other adults
- 71% are overweight or obese vs. 64% of other adults
- 61% have a disability vs. 35.4% of other adults
- 17.6% have diabetes vs. 9.5% of other adults
- 33.5% are current smokers vs. 22% of other adults
- 13.6% have COPD vs. 6.3% of other adults
- 16.3% have asthma vs. 8.7% of other adults

Source of Care



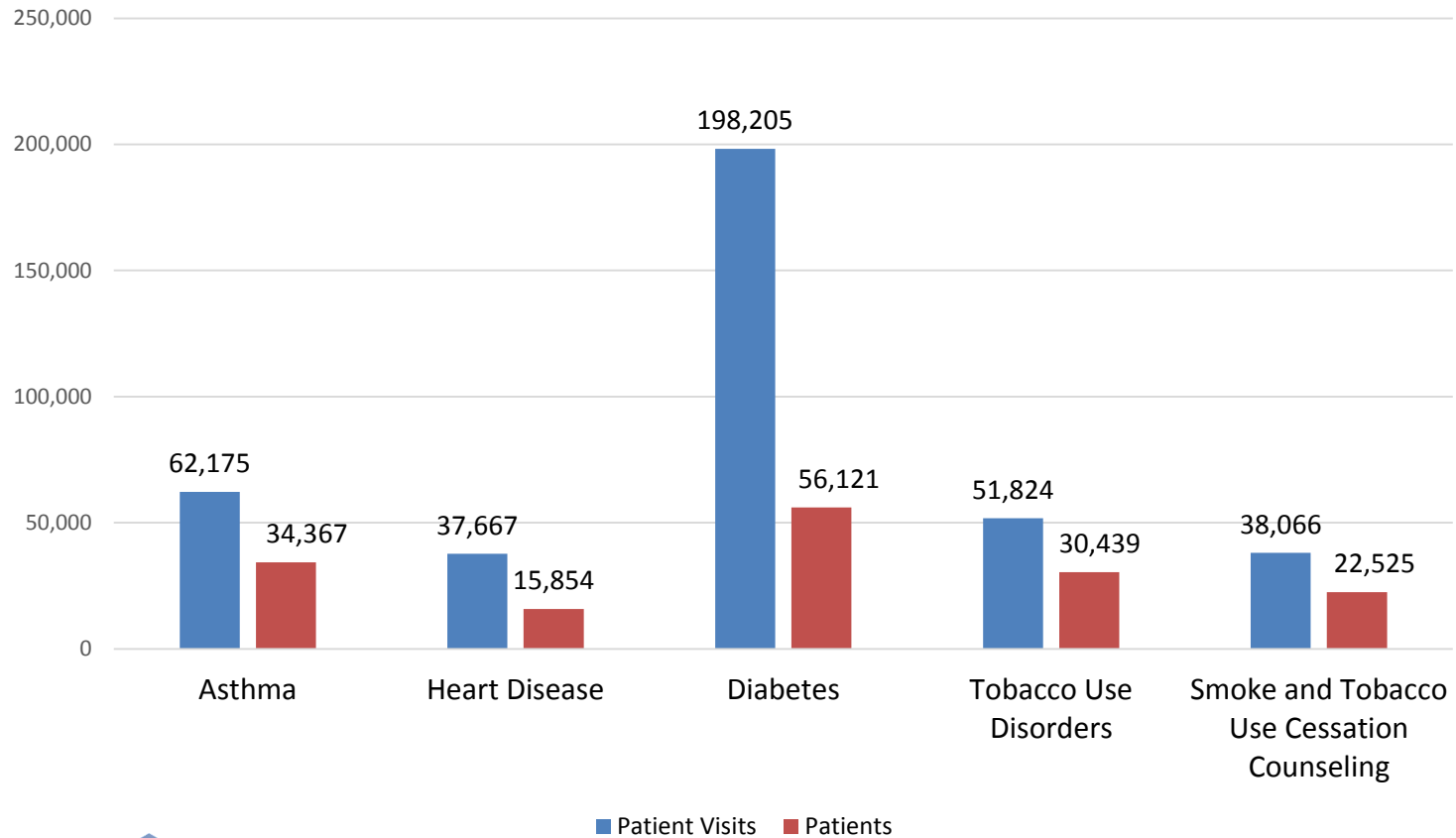
Percentage of Adults who Reported Usual Source of Care as Clinic or Health Center, 2006-2012



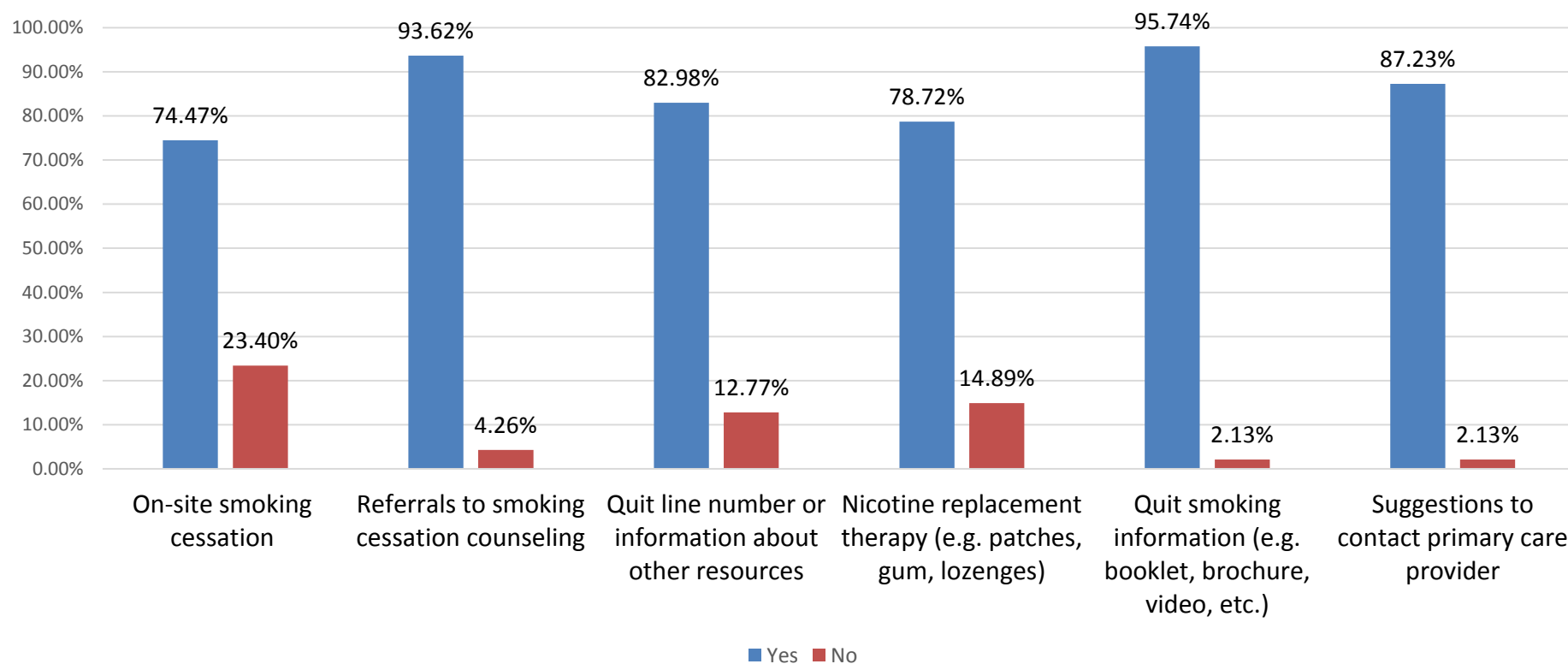
Source: A Health Picture of HUD-Assisted Adults, 2006-2012

2016 PHPC Tobacco Data

Tobacco-Related Illnesses/ Health Conditions Exacerbated by Secondhand Smoke and Tobacco Use in PHPC, 2016



Smoking Cessation Services Offered at Health Centers Located in or Accessible to Public Housing

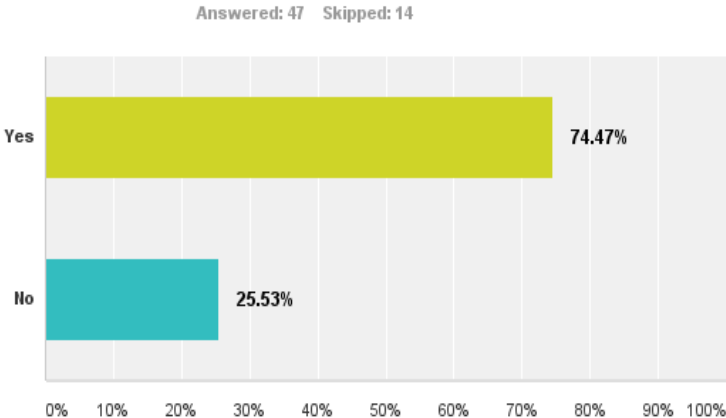


Source: NCHPH 2016 Needs Assessment

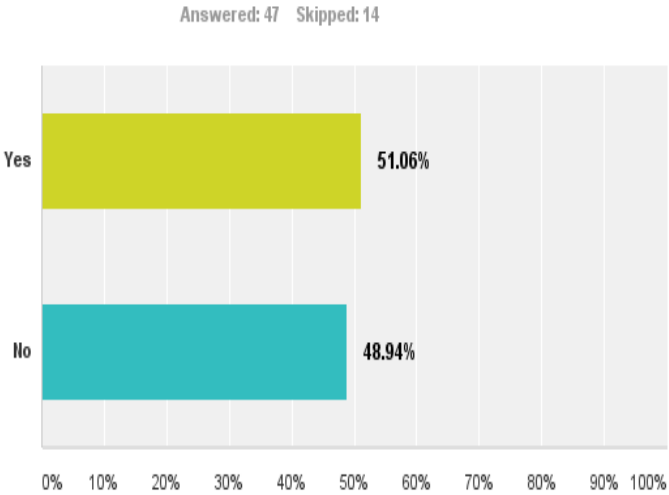
Collaboration between Health Centers and Public Housing Authorities

64% of all Health centers in or accessible to public housing have collaborative agreements with a PHA

Q43 Are you familiar with a new HUD rule prohibiting lit tobacco in all living units, outdoor areas (25 feet from the housing) and indoor common areas in public housing?



Q44 Are you collaborating with your PHA to implement a smoke-free policy?



Source: NCHPH 2016 Needs Assessment

Resources

NCHPH.ORG

- [Abstracts, Best Practices, Factsheets, Webinars and Training Symposia](#)
- [Smoke-free Widget](#)
- [Maps of Health Centers and PHAs](#)

HRSA

- [Health Center Locator](#)

HUD

- [A Health Picture of HUD-Assisted Adults, 2006–2012](#)

