

HOUSEKEEPING



Live Transcript



Chat



Raise Hand



Record

Captions: To adjust or remove captions, click the “Live Transcript” button at the bottom of your Zoom window and select “Hide Subtitle” or “Show Subtitle.”

Feel free to ask questions! Please add your questions for the speaker and comments for the group into the Chat box.

Technical Issues? Please raise your hand to let us know or message us in the chat.

Recording: This session will be recorded and available to view with all supporting materials.

CONTINUING EDUCATION CREDITS

You may earn 1 CE for this activity offered by the Clinical Directors Network.

To receive CE credits, you must complete the post session quiz.

This will appear once you close out of Zoom. You will be redirected to the CE link once you have finished the quiz.

National Nurse-Led Consortium

The **National Nurse-Led Care Consortium (NNCC)** is a membership organization that supports nurse-led care and nurses at the front lines of care.

NNCC provides expertise to support comprehensive, community- based primary care.

- Policy research and advocacy
- Technical assistance and support
- Direct, nurse-led healthcare services



National Center for Health in Public Housing (NCHPH)

- The National Center for Health in Public Housing (NCHPH) is supported by the Health Resources and Services Administration (HRSA) of the U.S. Department of Health and Human Services (HHS) under grant number U30CS09734, a National Training and Technical Assistance Partner (NTTAP) for \$2,006,400 and is 100% financed by this grant. This information or content and conclusions are those of the author and should not be construed as the official position or policy of, nor should any endorsements be inferred by HRSA, HHS or the U.S. Government.
- The mission of the National Center for Health in Public Housing (NCHPH) is to strengthen the capacity of federally funded Public Housing Primary Care (PHPC) health centers and other health center grantees by providing training and a range of technical assistance.



Public Housing and Partnerships: A Resource Toolkit Learning Collaborative

Session 1



Health Centers Close to Public Housing

- 1,373 Federally Qualified Health Centers (FQHC) = **30 million patients**
- 458 FQHCs In or Immediately Accessible to Public Housing = **5.7 million patients**
- 108 Public Housing Primary Care (PHPC) = **911,683 patients**

Source: [2021 Health Center Data](#)



Source: [Health Centers in or Immediately Accessible to Public Housing Map](#)

Public Housing Demographics



1.5 Million
Residents



2 Persons
Per Household



38% Disabled



52% White



91% Low
Income



43% African-
American



26% Latinx



19% Elderly



36% Children



32% Female Headed
Households with
Children

Learning objectives

1. Perform an overview of HUD programs and partnership opportunities.
2. Gain an understanding of different types, of organization-organization partnerships, their advantages and risks.
3. Review established methods for community partnership creation, implementation, and evaluation.

Section 1: Overview of Community Partnerships

HEALTHY TOGETHER

A Toolkit for Health Center Collaborations with HUD-Assisted Housing and Community-Based Organizations



Updated April 2022

A RESOURCE TOOL KIT FOR HEALTH CENTERS

Villie M. Appoo, M.A., MSW

National Center for Health in Public Housing, NORTH AMERICAN MANAGEMENT
National Nurse-Led Care Consortium, PUBLIC HEALTH MANAGEMENT CORPORATION

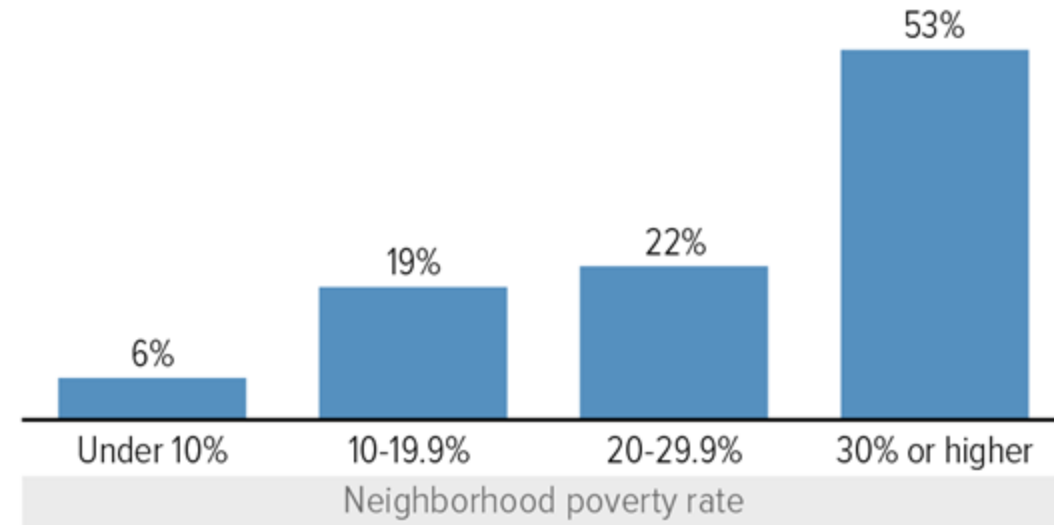


Interactive toolkit: [Link](#)

Introduction: population focus

Over Half of Public Housing Units Are in High-Poverty Neighborhoods

Share of all public housing units



Note: High-poverty neighborhoods are Census tracts with a poverty rate of 30% or more.
Source: CBPP analysis of the 2014-2018 American Community Survey and Department of Housing and Urban Development Enterprise Geospatial Information System data on the location of public housing buildings as of August 2020.

Introduction: Program Focus

Key Programs of the U.S. Department of Housing and Urban Development Budget						
PROGRAM (Millions of dollars)	FY 2019 ENACTED	FY 2020 ENACTED	FY 2021 ENACTED	PRESIDENT FY2022 REQUEST	HOUSE FY2022 BILL	% CHANGE FY22 HOUSE- FY21 ENACTED
Housing Choice Vouchers	\$22,598	\$23,874	\$25,777	\$30,442	\$29,216	13.3%
Project Based Section 8	\$11,747	\$12,570	\$13,465	\$14,060	\$14,010	4.0%
Public Housing Fund Total	\$7,428	\$7,419	\$7,806	\$8,575	\$8,640	10.7%
Operating Subsidies	\$4,653	\$4,549	\$4,839	\$4,887	\$4,897	1.2%
Capital Subsidies	\$2,775	\$2,870	\$2,765	\$3,200	\$3,400	23.0%
Section 202	\$678	\$793	\$855	\$928	\$1,033	20.8%
Section 811	\$184	\$202	\$227	\$272	\$352	55.1%
HOPWA	\$393	\$410	\$430	\$450	\$600	39.5%
CDBG	\$3,300	\$3,425	\$3,450	\$3,745	\$3,765	9.1%
HOME	\$1,250	\$1,350	\$1,350	\$1,850	\$1,850	37.0%
Homeless Assistance	\$2,636	\$2,777	\$3,000	\$3,500	\$3,420	14.0%
Choice Neighborhoods Initiative	\$150	\$175	\$200	\$250	\$400	100.0%
HUD Gross Appropriations	\$53,774	\$56,540	\$60,357	\$68,694	\$68,444	13.4%


Source: U.S. Department of Housing and Urban Development; U.S. Office of Management and Budget; Novogradac

HUD/USDA Programs:

- Housing Choice Vouchers (HCVs)
- Family Unification Program
- Project-based Section 8
- Foster to Youth Independence Initiative
- HUD-VASH
- Section 202/811
- Rural Rental Housing Programs

Project-based section 8 housing

Section 8 Project-Based Rental Assistance Helps 2.1 Million People. Who Are They?



*All race/ethnicity categories other than Latino are non-Latino only. Those identifying as Latino may be of any race.

**Urban, suburban, and rural designations for U.S. Territories were not available.

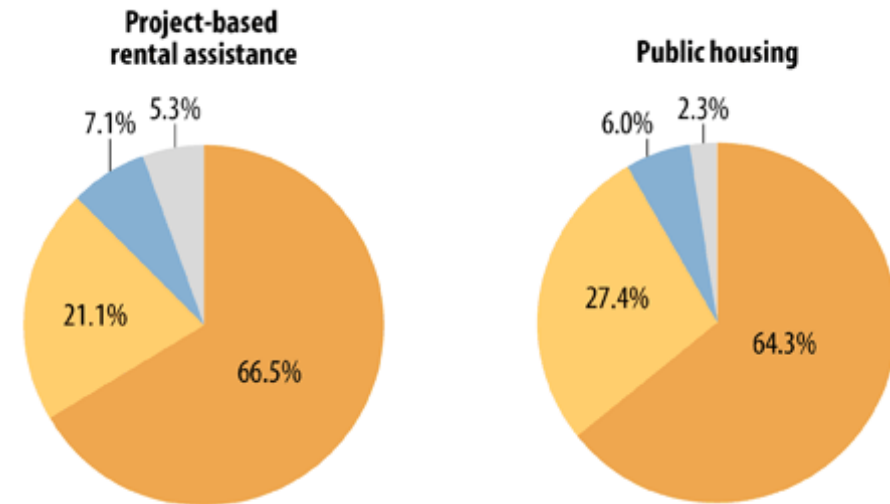
Note: Category percentages may not sum to 100 due to rounding or missing data.

Sources: CBPP analysis of Housing and Urban Development 2018 administrative data and the Housing Assistance Council's urban, suburban, and rural Census tract designations (for location)

CENTER ON BUDGET AND POLICY PRIORITIES | CBPP.ORG

Most Families in Public Housing or Project-Based Assisted Housing in Extreme-Poverty* Neighborhoods Are Minorities

Share of households with children in each housing type in census tracts in which at least 40 percent of the population is poor

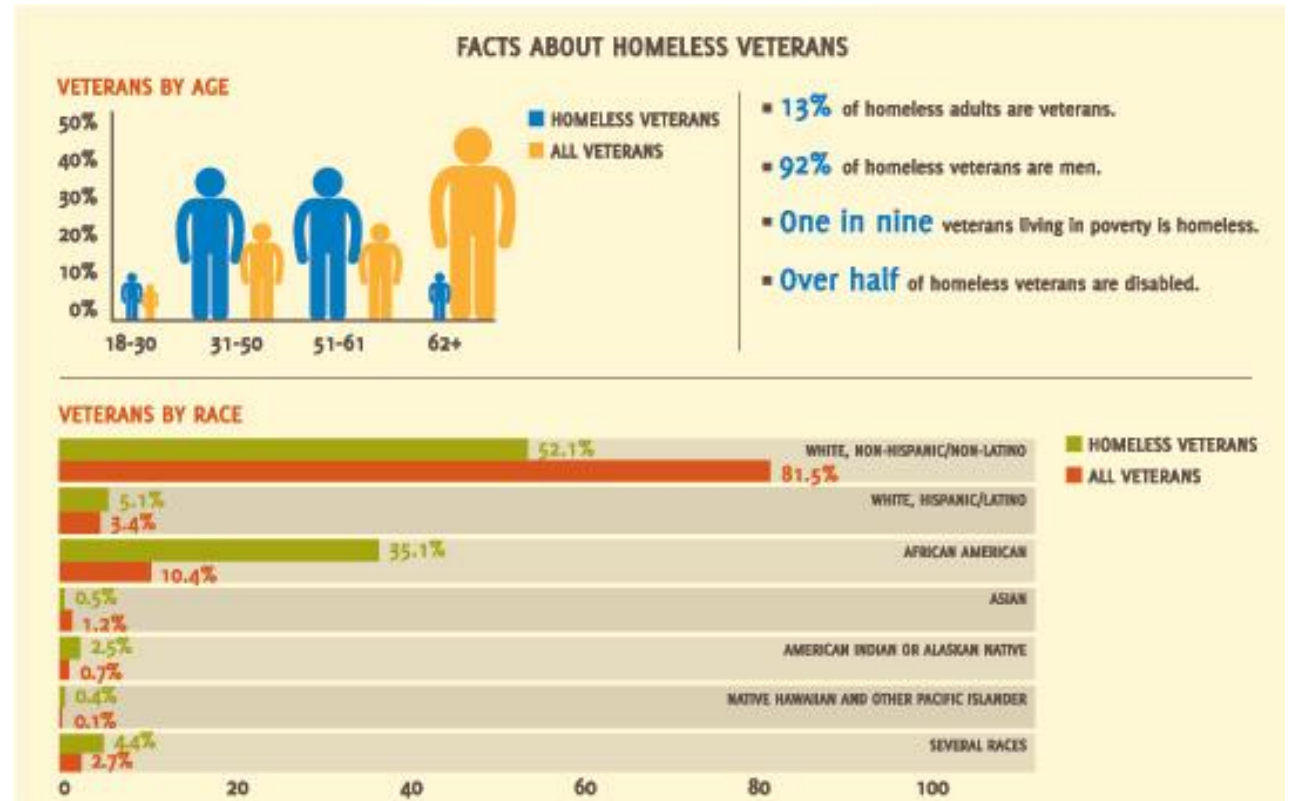


*Extreme-poverty neighborhoods are those in which at least 40 percent of the population is poor.

Source: CBPP analysis of 2010 and 2011 Department of Housing and Urban Development administrative data and 2009 and 2011 Census data.

Center on Budget and Policy Priorities | cbpp.org

HUD-VASH

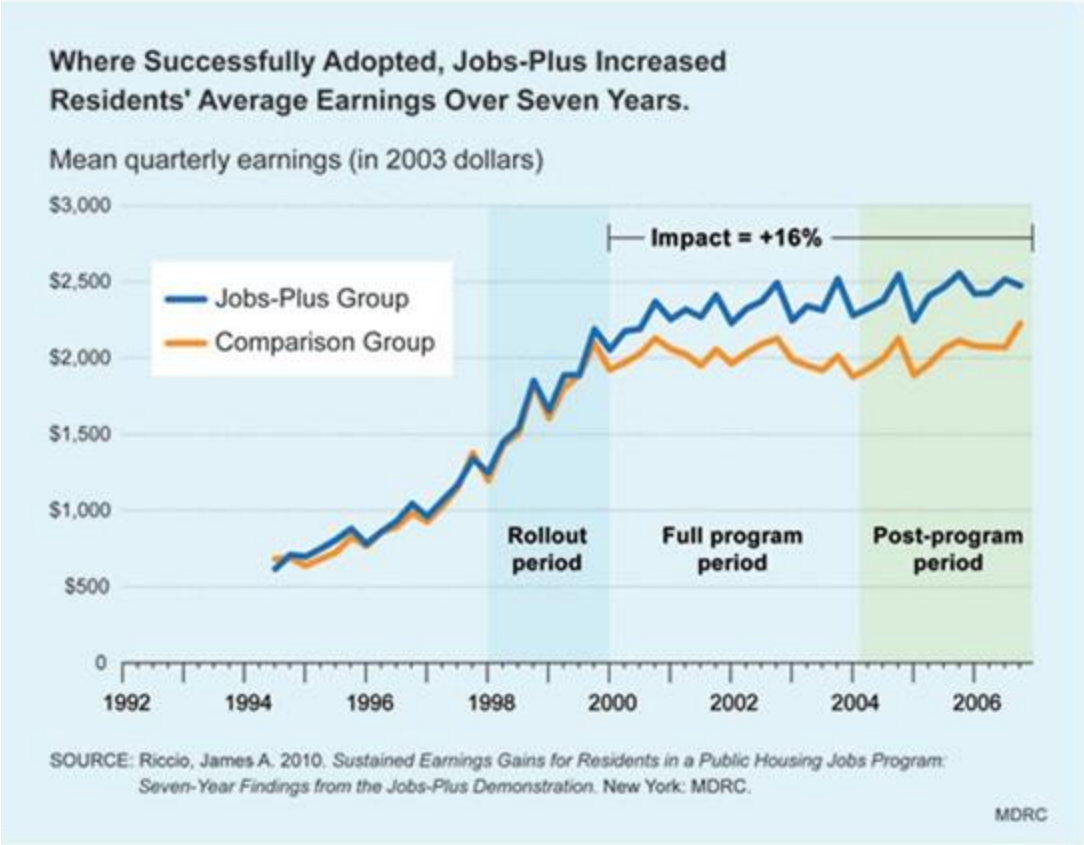


Family Self-Sufficiency Program



[Link to resource](#)

Jobs Plus Program



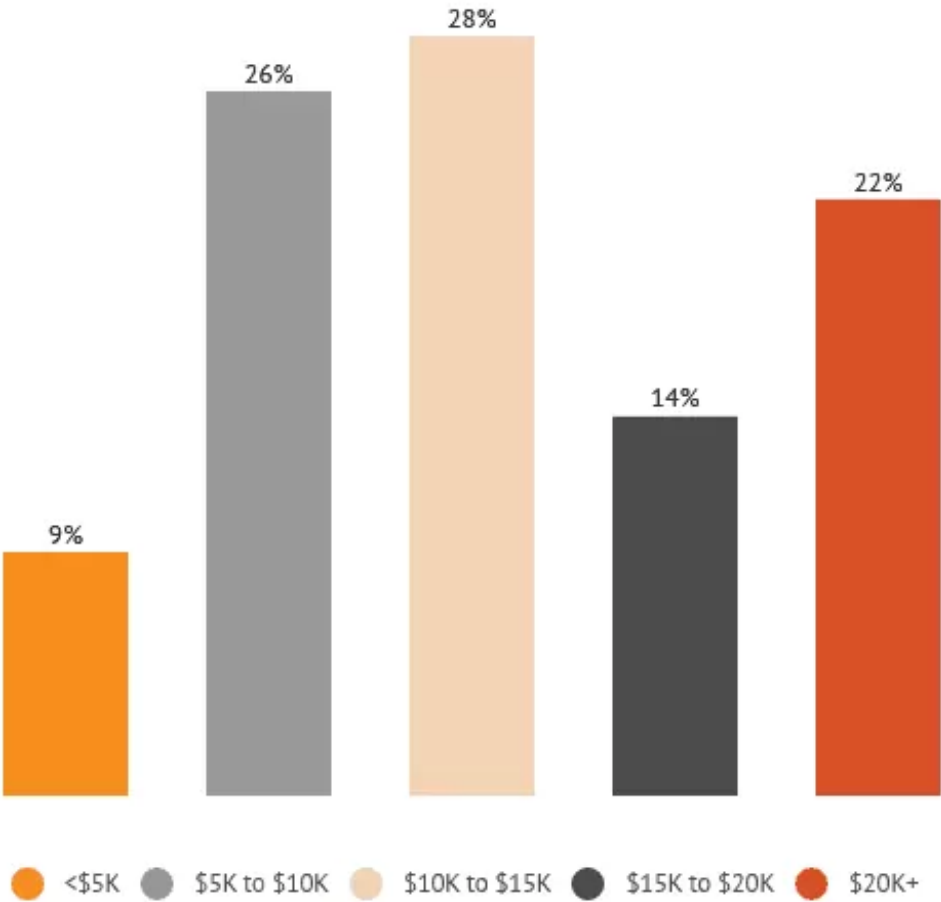
Program requirements and reporting: [Link](#)

Jobs Plus NOFO: [Link](#)

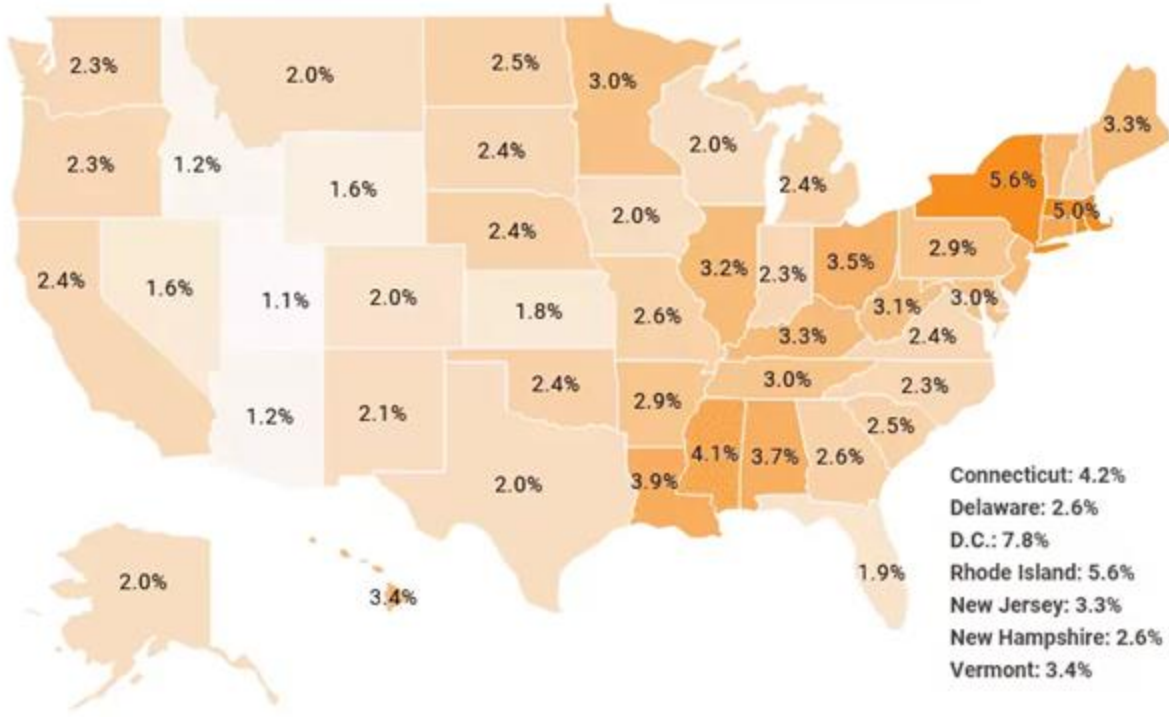
Section 202/811



HUD HOUSEHOLD INCOMES



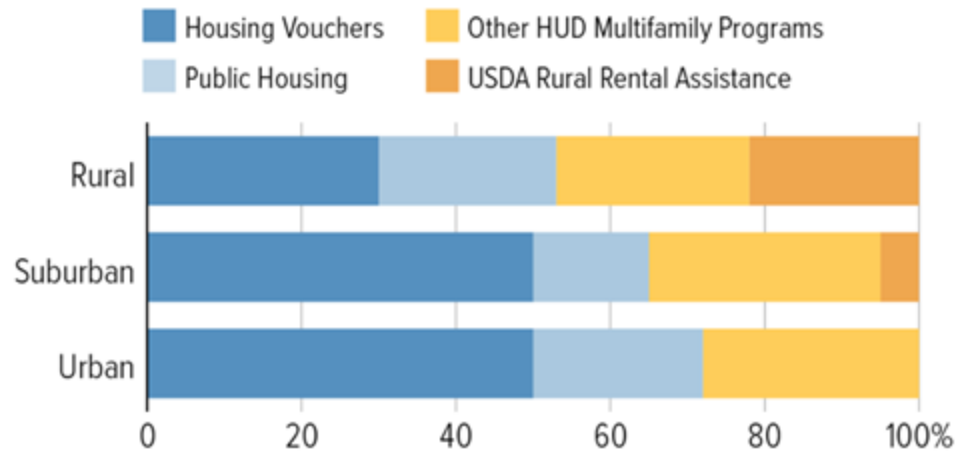
HUD ASSISTANCE RECIPIENTS AMONG GENERAL POPULATION



USDA Rural Rental Housing

Rural Communities Are More Likely to Rely on Project-Based Rental Assistance

Share of assisted households by location, rental assistance program



Note: "Rural" includes rural areas and small towns. "Suburban" includes suburban and exurban areas. "Other HUD Multifamily" covers the Department of Housing and Urban Development's Section 8 Project-Based Rental Assistance, Moderate Rehabilitation, Supportive Housing for the Elderly (Section 202), Supportive Housing for People with Disabilities (Section 811), Rent Supplement, and Rental Assistance Program.

Source: CBPP tabulations of 2016 HUD administrative data, April 2017 USDA Multi-Family Section 514 and 515 Active Projects, and Housing Assistance Council census tract designations.

CENTER ON BUDGET AND POLICY PRIORITIES | CBPP.ORG



US Dept Housing & Urban Development

HUD's mission is to create strong, sustainable, inclusive communities and quality affordable homes for all

HUD Strategic Goals

- Strengthen the Nation's Housing Market
- Meet the Need for Quality Affordable Rental Homes
- Utilize Housing as a Platform for Improving Quality of Life
- Build Inclusive and Sustainable Communities Free From Discrimination
- Transform the Way HUD Does Business



HUD Housing Assistance Programs

Public Housing

- Federally funded and regulated
- Managed by local housing authorities who own the buildings

Housing Choice Vouchers (HCV)

- HUD's largest rental assistance program
- Monthly rental assistance payment to assist very low income families in renting housing on the privately owned rental market
- Popular with policymakers

Multifamily Project-Based Rental Assistance (PBRA)

- Contract is between HUD and owners of development
- If tenant moves, assistance stays with owner

HUD Housing Assistance

10 million individuals receive assistance; 4 million children

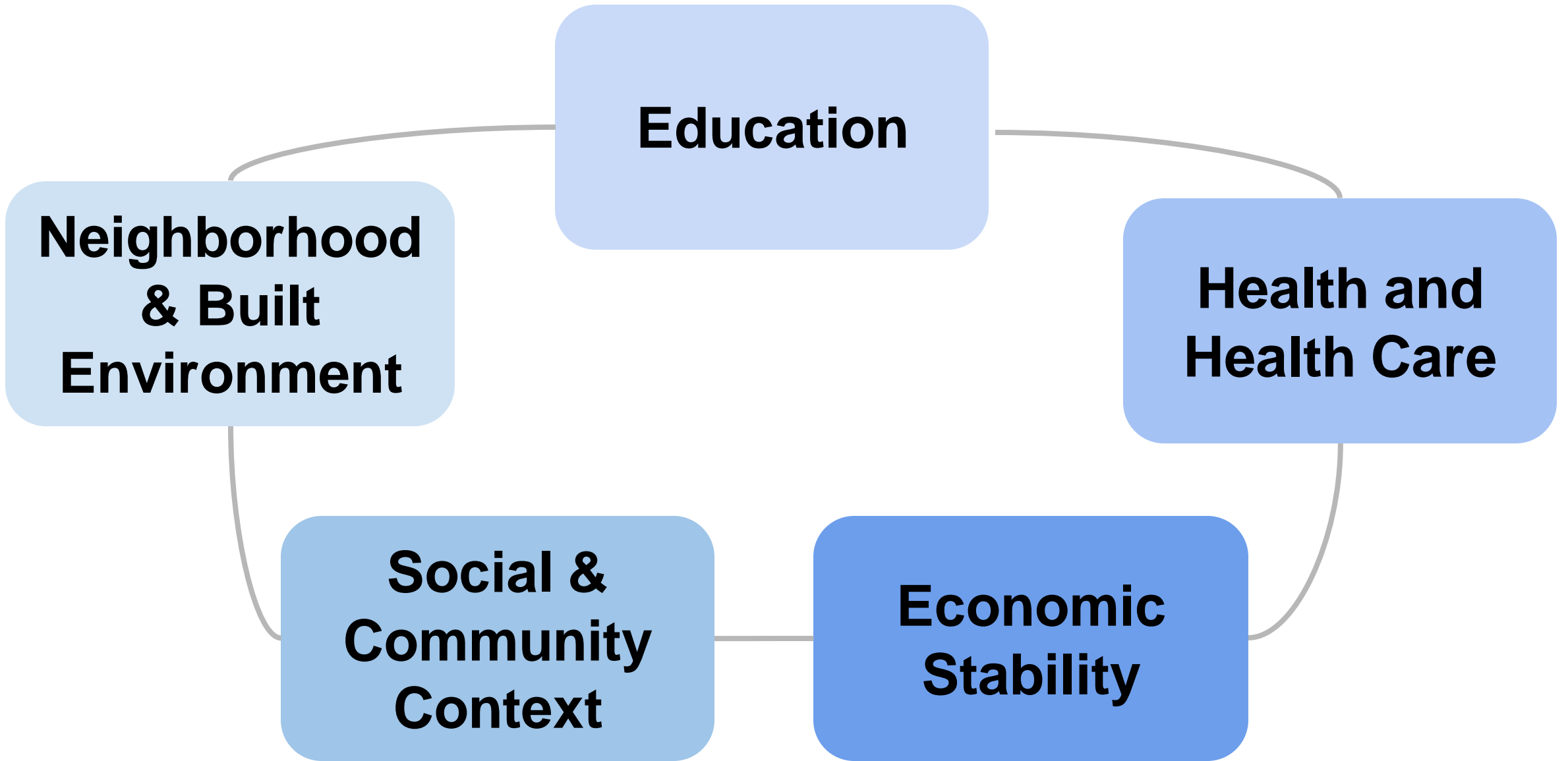
Housing assistance is not an entitlement: Housing assistance does not serve everyone who is eligible. Only one quarter of those eligible actually receive assistance.

Elderly and disabled make up over half of tenant households

Housing expenses crowd out other expenses

Program Eligibility: Citizenship, gross income, and household size

Race/Ethnicity: 64% Minority; 17% Hispanic



Housing as a Social Determinant of Health: *Healthy People 2020*

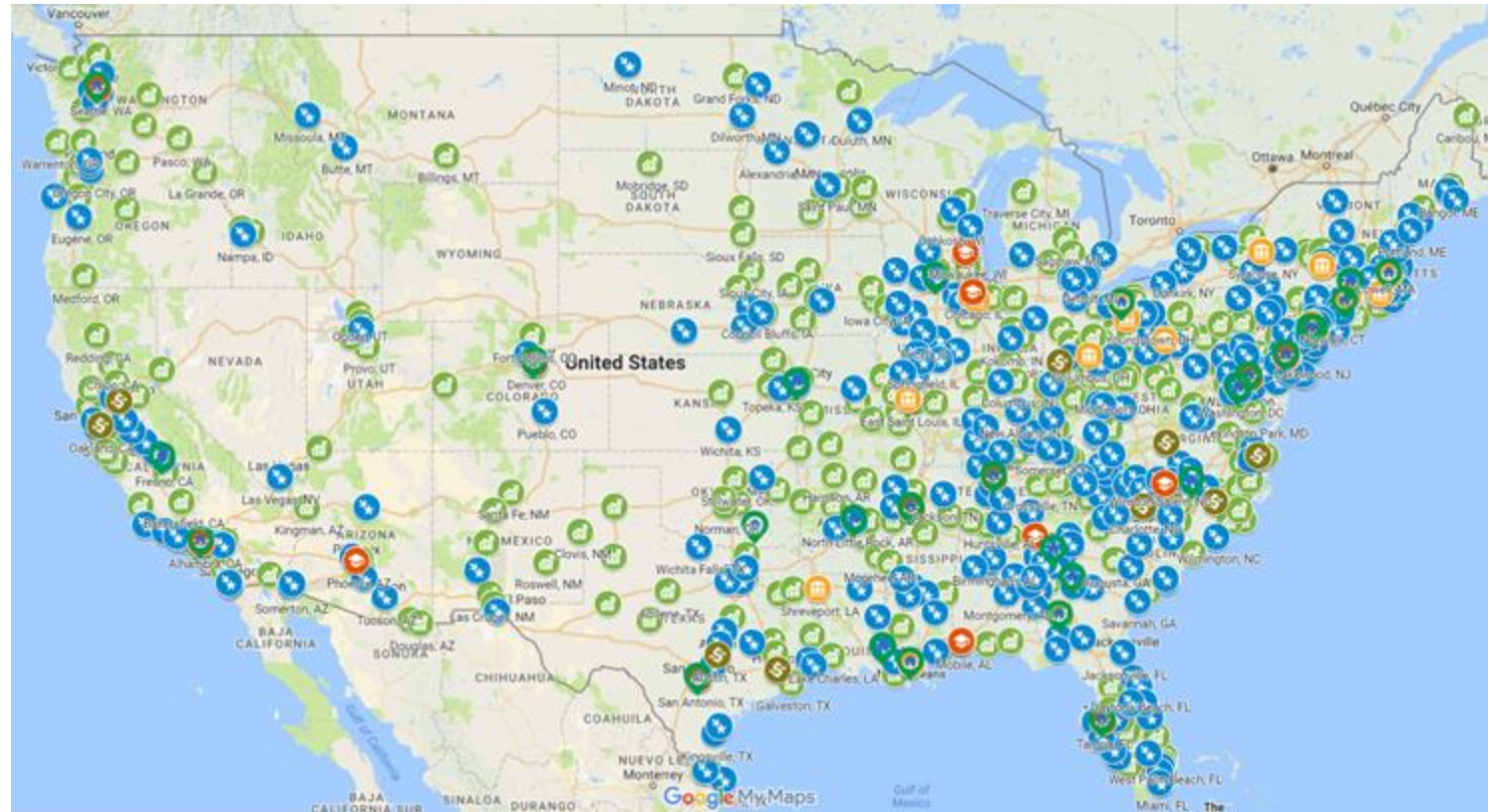
Community & Supportive Services (CSS)



Mission: To support the work of **partners** and PHAs in **reducing barriers** and **improving access** to opportunities for communities, families, and residents to improve their **quality of life**.



PHA Investments

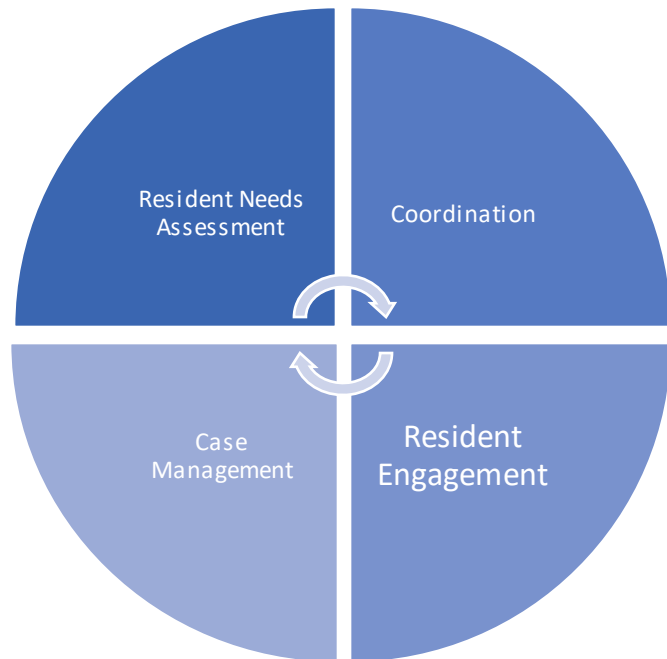


- FSS
- Jobs Plus
- ROSS
- Project SOAR
- JRAP
- ConnectHome

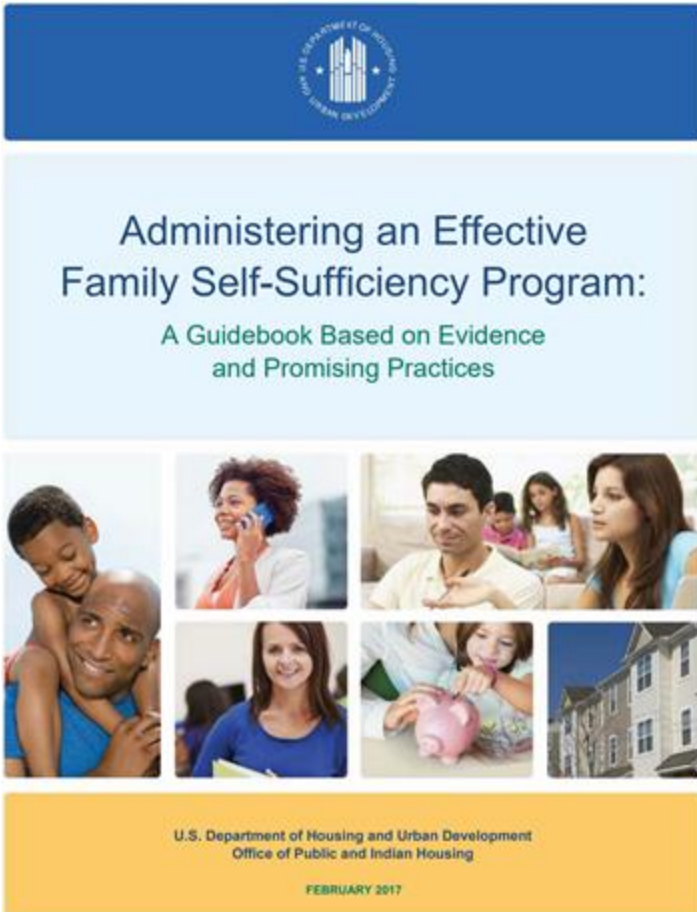
• 700+ PHAs served by CSS

Resident Opportunity & Self-Sufficiency (ROSS)

- Just announced \$30 million to 111 grantees
- 350+ grantees overall
- 3-year grants
- Funds Service Coordinators who:
 - Provide case management
 - Assess resident needs
 - Build partnerships and coordinate services with local providers
- NOFA focuses on areas of need:
 - Education
 - Financial Literacy
 - Health & Wellness
 - Elderly & Disabled
 - Re-Entry
 - Employment
 - Substance Abuse



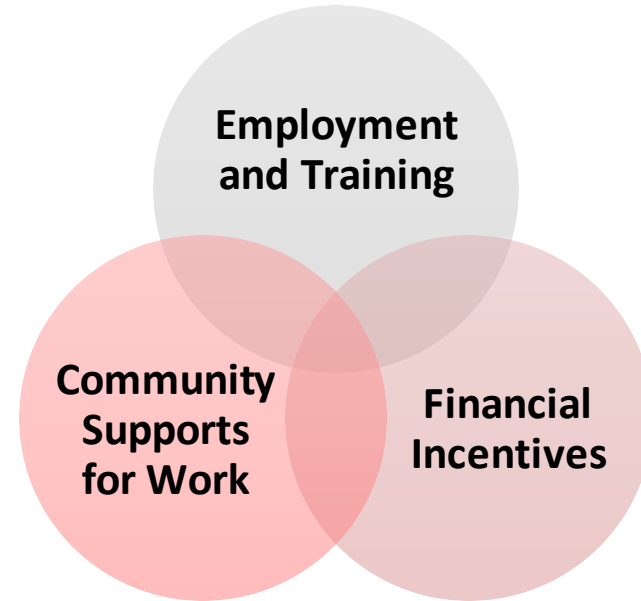
Family Self-Sufficiency (FSS)

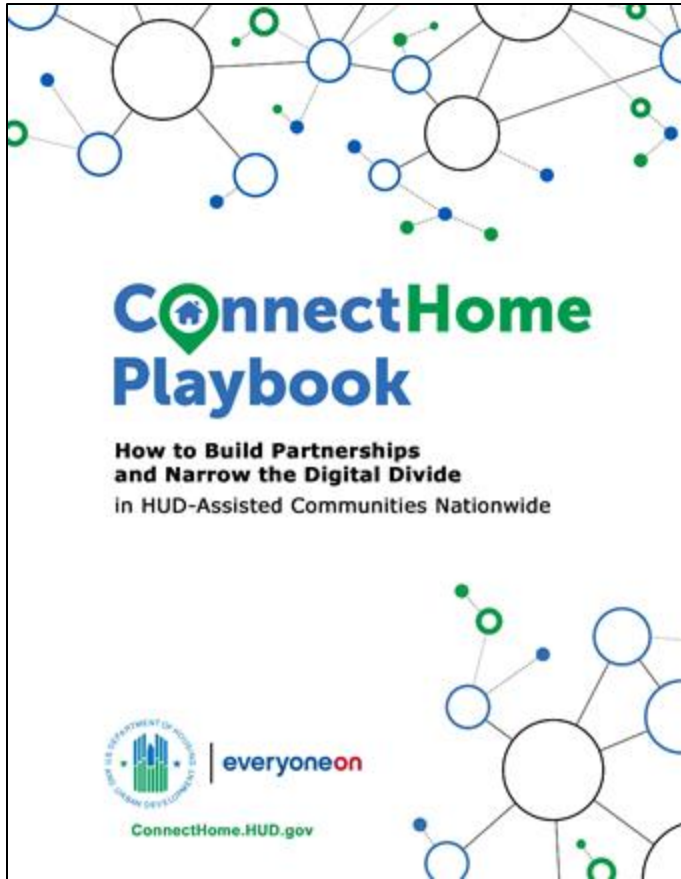


- Just announced \$116 million in renewal and new awards
- 750 grantees, including Multifamily
- Annual grants
- Provides motivational coaching to increase household earned income and achieve self-sufficiency through:
 - Comprehensive case management services
 - Family escrow account that grows as a family's earnings grow

Jobs Plus

- 60 sites in 8 cohorts
- Builds opportunity for Public Housing Residents:
 - Supports locally-based approaches
 - Increases earnings
 - Improves employment outcomes





- Narrowing the digital divide for HUD-assisted families!
- Stakeholders provide affordable:
 - High-speed in-home Internet
 - Desktop and laptop computers
 - Digital literacy training
- Launched in 100 communities
- Affordable Connectivity Program (ACP) provides \$30/month
- FCC currently funding Your Home program
- Step-by-step ConnectHome Playbook for connecting HUD-assisted residents in any community.




Education Initiatives

- **ROSS for Education (Project SOAR)**
 - Students + Opportunities + Achievements = Results
 - Education Navigators
- **Book Rich Environments**
 - Core Partners: National Book Foundation, Department of Education, Urban Libraries, Centers for Family and Learning
 - One million books already distributed!
- **PIH Youth Art Competition**
- **Youth Empowerment Services! (YES!)**
- **Science Technology Engineering Arts & Math (STEAM)**



Other Key Initiatives

 **It Starts with Housing**
Public Housing Agencies
Are Making Second Chances Real
June 2016

- **HUD Strong Families**

- Builds upon HUD’s Father’s Day Initiative
- Incorporates Education, Health, and Economic Empowerment

- **Health**

- Community Health Worker Place-Based Approach to Health (CHW PATH)
 - Launched at 5 pilot Jobs Plus sites in 2019
 - Releasing CHW PATH Toolkit soon (target summer 2023)

- **Financial Literacy**

- Volunteer Income Tax Assistance (VITA) with the Internal Revenue Service (IRS)
- Your Money, Your Goals from the Consumer Financial Protection Bureau (CFPB)

- **Reentry**

- Juvenile Reentry Assistance Program (JRAP)
- “It Starts with Housing” Reentry Resource

Bringing Health Services to the Columbus Housing Authority:

**West Central Health District,
Georgia Department of Public Health
&
Valley Healthcare System Inc.**

LaTrice Johnson & Dr. Asante' Hilts

Columbus Housing Authority Locations



E. J. Knight Apartments
South Columbus



Elizabeth Canty Homes
South Columbus



Farley Homes
Midtown Columbus



Arbor Pointe
South Columbus





Mobile Medical Unit

- Covid testing
- Vaccines
- Hypertension Education
- Health Screening
- Immunization
- Basic Eye Exams

assistant@valleyhealthcolumbus.com



Mobile Dental Unit

- Exams
- Cleaning
- Sealants
- Simple Restoration
- X-Rays
- Tele-Dentistry
- Referrals

www.valleyhealthcolumbus.com



Valley Healthcare System Inc.

For more info: (706) 322-9599



Contact Us

Asante' Hiltz, DrPH, MPH
CEO

Valley Healthcare System Inc.

1600 Fort Benning Rd.

Columbus, GA 31903

Phone: (706) 987-8343

Mobile: (762) 822-3600

Email: ahiltz@valleyhealthcolumbus.com

LaTrice Johnson, RD, LD, CLC

Nutrition Services Director

West Central Health District

5601 Veterans Parkway

Columbus, GA 31904

Phone: (706) 321 – 6214

Mobile: (706) 604-9459

Email: latrice.johnson@dph.ga.gov

Contact us

Robert Burns

Program Director

Bobburns@namgt.com

Jose Leon, M.D.

Manager of Clinical Quality

jose.leon@namgt.com

Kevin Lombardi, M.D., M.P.H.

Manager of Policy, Research, and
Health Promotion

Kevin.lombardi@namgt.com

Fide Pineda Sandoval, C.H.E.S.

Training & Technical Assistance
Manager

Fide@namgt.com

Chantel Moore, M.A.

Manager of Communications

Cmoore@namgt.com

Please contact our team for Training
and Technical Support

703-812-8822

Thank you!

