

NATIONAL CENTER FOR HEALTH IN PUBLIC HOUSING

## Demographic Facts: Residents Living in Public Housing

The following demographic information was obtained from the U.S. Department of Housing and Urban Development (HUD), Resident Characteristics Report as of Feb 29, 2024,<sup>1</sup> and the U.S. Department of Housing and Urban Development (HUD), Picture of Subsidized Households.<sup>2</sup>



### DID YOU KNOW?


There are 1.6 million residents living in public housing (1,604,633) and 5.2 million receive voucher funded assistance. Of those receiving voucher funded assistance, a little over 2 million live in project-based Section 8 housing.

### GENERAL INFORMATION

In 2023...

- About 946,733 public housing households are headed by residents between the ages of 25 and 61 (59%).
- The average household size for residents of public housing was 2.0 people and 2.2 people for residents receiving voucher funded assistance.
- 3.4 million residents receive voucher funded assistance (65%).

## FAMILIES WITH CHILDREN



- 31% of public housing residents and 35% of those receiving voucher funded assistance reported households of one adult with children.
- 32% of public housing residents and 35% of people living in voucher funded assisted households are female headed with children.

---

## SENIORS



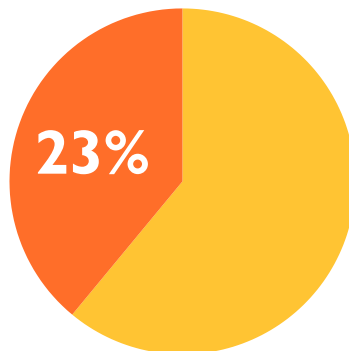
- Nearly 642,000 or 40% of public housing households are headed by seniors (age 62 and above).
- Approximately 1.8 million or 35% of households receiving voucher funded assistance for housing are headed by seniors.

---

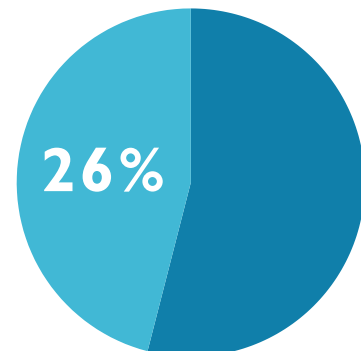
## PEOPLE WITH DISABILITIES



Percentage of **public housing** households that include a member who is disabled:



Percentage of households who are receiving **voucher funded assistance** that include a member who is disabled:



## INCOME



- The average annual household income of a household for residents of public housing is \$18,284 and \$17,835 for households receiving voucher funded assistance. This falls well below the federal poverty line, which in 2023 for a household of two is \$19,720 and \$24,820 for a household of three.

## DID YOU KNOW?



The primary source of income for 29% of public housing resident households is through wages, and 28% for residents receiving voucher funded assistance. However, despite the efforts of this working population, approximately 90% of public housing residents fall into HUD's "Very Low Income" category, with an income of less than 50% of the national median. The annual household income of public housing residents (\$18,284) is 25% of the local median.

## HEALTH STATUS



- Residents face several barriers to health. For example, safety concerns cause residents to spend more time indoors, reducing activity levels, and amplifying obesity and related issues.<sup>2</sup>
- Additionally, where public housing is typically located in isolated areas, poor access to healthcare, social services and high-quality fresh foods are contributors to substandard health.<sup>3</sup>

## POPULATION DISTRIBUTION

The following chart shows housing authorities across the country with the largest number of public housing and Section 8 units. This gives an estimate of locations with the largest number of public housing and Section 8 residents.<sup>4</sup>

	Housing Authority Name:	Public Housing Units	Housing Choice Voucher Units
1	New York City Housing Authority	138,029	103,815
2	Puerto Rico Public Housing Administration	49,136	11,236
3	Chicago Housing Authority	12,182	52,252
4	Philadelphia Housing Authority	10,840	20,887
5	Boston Housing Authority	7,103	16,861
6	D.C. Housing Authority	5,262	13,309
7	Housing Authority of Baltimore City	5,252	20,068
8	Miami-Dade Housing Authority	4,401	18,634
9	Housing Authority of the City of Los Angeles	5,794	44,486
10	San Antonio Housing Authority	5,781	11,835
11	Newark Housing Authority	4,462	7,350
12	Minneapolis Public Housing Authority	5,093	5,788

## POPULATION DISTRIBUTION

	Housing Authority Name:	Public Housing Units	Housing Choice Voucher Units
13	Cuyahoga Metropolitan Housing Authority	3,417	15,235
14	Seattle Housing Authority	4,771	11,618
15	Birmingham Housing Authority	3,057	5,849
16	Housing Authority of Pittsburgh	2,649	5,191
17	Housing Authority of New Orleans	1,953	18,310
18	Atlanta Housing Authority	1,212	18,090
19	Memphis Housing Authority	1,212	8,464
20	San Diego Housing Authority	113	9,585

## SOURCES

- <sup>1</sup> U.S Department of Housing and Urban Development, Picture of Subsidized Households available at: <https://www.huduser.gov/portal/datasets/assthsg.html>
- <sup>2</sup> Carlos A. Manjarrez, Susan J. Popkin & Elizabeth Guernsey, Poor Health: Adding Insult to Injury for HOPE VI Families, The Urban Institute, Brief No. 5, June 2007, 3.
- <sup>3</sup> Kathie Culhand-Pera, MD, Dillard Ellmore, DO, & Lois A. Wessel, RN, CFNP, Primary Care in Public Housing: Voices of Clinicians, Journal of Health Care for the Poor and Underserved No. 18, November 2007, 4.
- <sup>4</sup> U.S. Department of Housing and Urban Development, Public Housing Agency Profiles available at: [https://www.hud.gov/program\\_offices/public\\_indian\\_housing/programs/ph/PH\\_Dashboard](https://www.hud.gov/program_offices/public_indian_housing/programs/ph/PH_Dashboard)

## ABOUT US

The National Center for Health in Public Housing (NCHPH) provides a range of services to help federally qualified health centers promote health and wellness, reduce health disparities, expand access to care and treatment and improve clinical organizational and management systems.

## DISCLAIMER

This publication is supported by the Health Resources and Services Administration (HRSA) of the U.S. Department of Health and Human Services (HHS) as part of an award totaling \$668,800 with 0% financed with non-governmental sources. The contents are those of the author(s) and do not necessarily represent the official views of, nor an endorsement, by HRSA, HHS, or the U.S. Government. For more information, please visit [HRSA.gov](https://www.hrsa.gov).

## CONTACT US

National Center for Health in Public Housing  
2111 Eisenhower Ave, Suite #300  
Alexandria VA, 22314  
(703)-812-8822  
[info@nchph.org](mailto:info@nchph.org)  
[www.nchph.org](http://www.nchph.org)

## FOLLOW US ON SOCIAL MEDIA!

